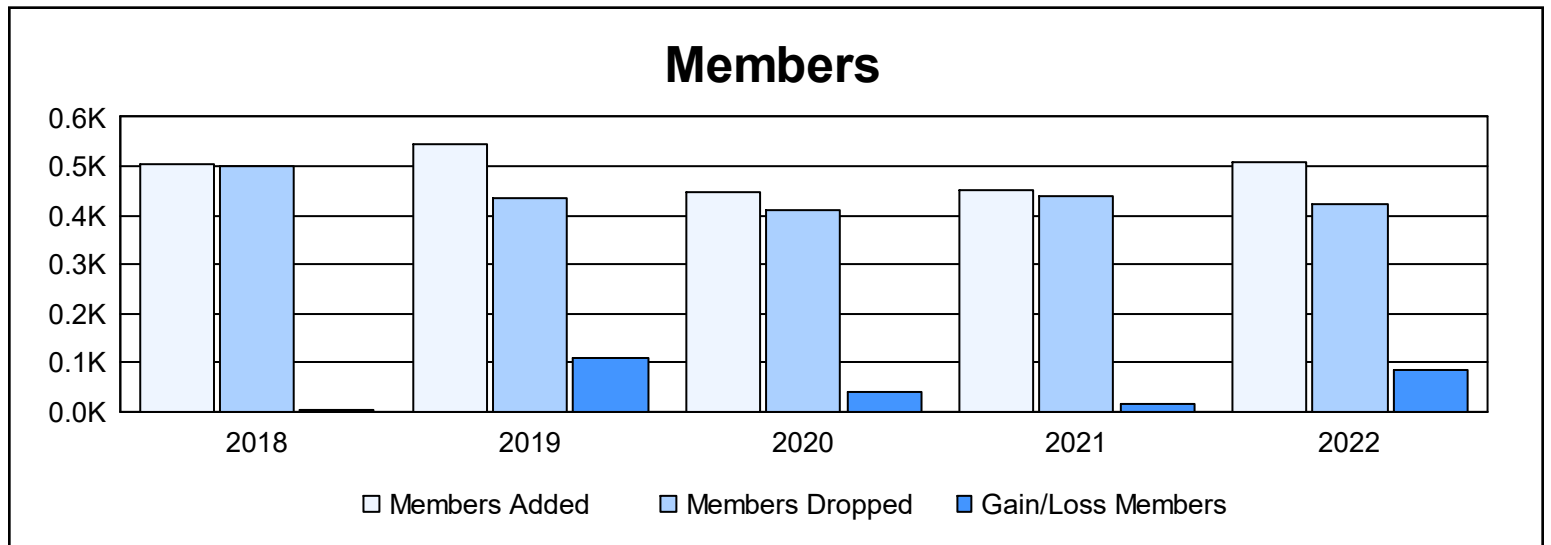
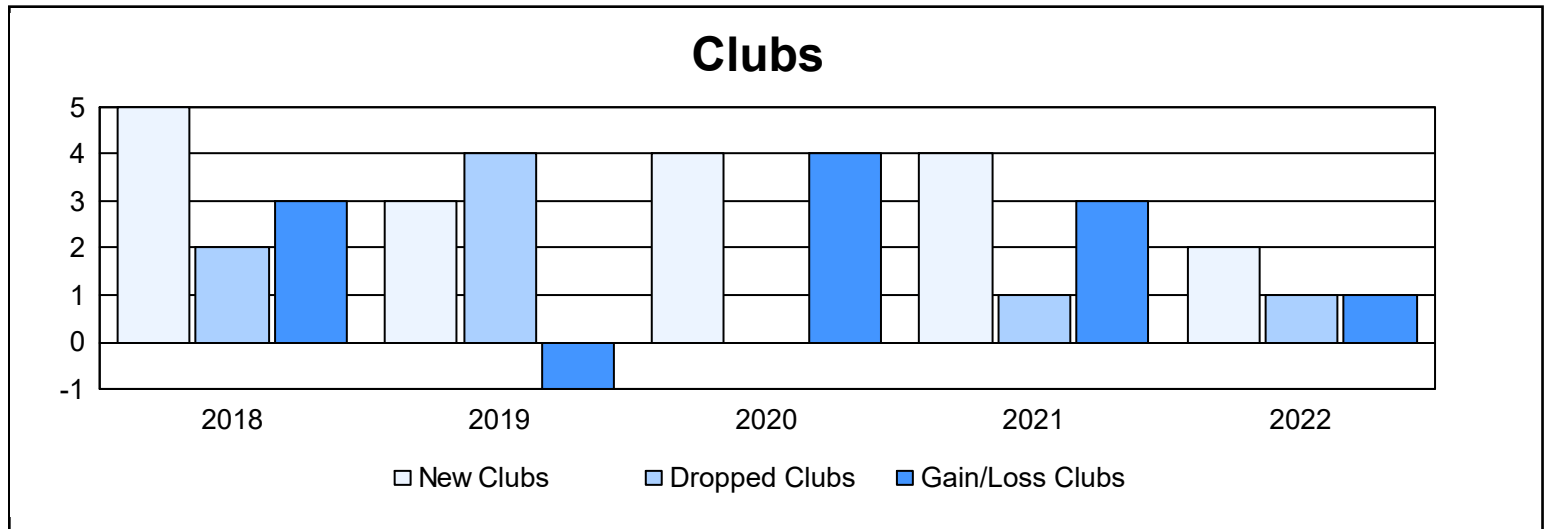
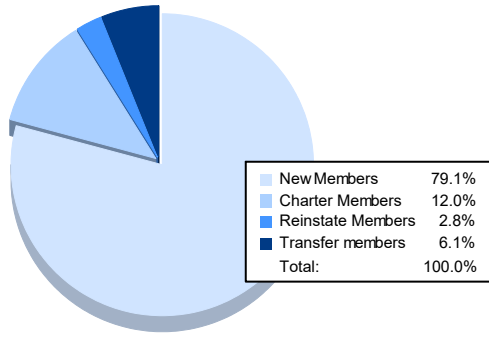


Year	New Clubs	Dropped Clubs	Gain/ Loss Clubs	New Members	Charter Members	Reinstate Members	Transfer Members	Total Member Added	Total Members Dropped	Gain/ Loss Members
2017-2018	5	2	3	297	150	37	21	505	500	5
2018-2019	3	4	-1	392	84	46	22	544	435	109
2019-2020	4	0	4	318	99	13	18	448	409	39
2020-2021	4	1	3	318	99	17	18	452	437	15
2021-2022	2	1	1	401	61	14	31	507	422	85
<b>Average</b>	<b>4</b>	<b>2</b>	<b>2</b>	<b>345</b>	<b>99</b>	<b>25</b>	<b>22</b>	<b>491</b>	<b>441</b>	<b>51</b>



### Membership Composition June 2022 Cumulative



### Gender Composition June 2022 Cumulative

